

inwood

OFFICE
ENVIRONMENTS



welcome

contemporary and traditional reception



contemporary reception



contemporary reception



welcome

First impressions are important. It's the welcoming of warm wood veneers, flowing organic curves and distinct materials that greet you and keep your attention. Materials set in layers entice you to explore the overlay of texture upon texture; form upon form. Glass, laminate, veneer and solid surfacing complete the offset collection of materials.



reception stations



contemporary reception



welcome

Of course, it's always important to look deeper when you first make contact. One distinguishing attribute is Inwood's attention to detail and use of quality materials. Welcome demonstrates how simple, elegant lines and handsome material selections allow specifiers understated elegance and character within any budget.

reception stations



traditional reception



traditional/transitional reception



welcome

Experience a flexibility that transcends single definition space planning. Welcome fits into any environment - contemporary, transitional or traditional. Form and function defines the specifications but finish selection defines the style. Welcome can move fluidly within any work environment.

reception stations



contemporary reception

welcome series components

Building a welcome station is easy. Choose from curved or square center sections, corners and towers. Add run-offs and privacy panels to complete the base unit. Specify from our extensive selection of wood veneers and laminate finishes.

welcome series stand-offs

Enhance your reception area with the addition of optional approach and top stand-offs. Available in our extensive finishes selection, stand-offs may also be specified in glass, Acrilux, metallic laminate veneers and Avonite™ for a truly unique look. Custom etching for glass stand-offs is available.

welcome



how to specify welcome

Start with center section ① and configure with additional components ② and add run-offs, ③ & ④; options include molding, ADA accessibility and privacy panels.

Enhance base unit ①, ②, ③ & ④ with approach stand-off ⑤ and top stand-off ⑥ options: laminate, veneer, metal laminate, Acrilux, glass and Avonite.

edges



A tapered cove with inlay



G self edge



B beveled with inlay



H double flute



C tapered cove



I triple flute



D radius



J radius double inlay



E beveled



K cove



F reverse taper



L reverse radius

optional **edge** detailing is available on the approach side only for curved and square tops.

veneer



NB natural birch



1NC natural cherry



25B ebony on walnut



CB cherry birch



2HC honey cherry



25M mahogany on walnut



6B light cherry on birch



6LC light cherry on cherry



4L dark mahogany on walnut



7B medium cherry on birch



7MC medium cherry on cherry



EW eggshell white



8B dark cherry on birch



8DC dark cherry on cherry



acrilux



MB mocha birch




9BC burgundy cherry on cherry



almic red



2ML natural maple



88M mahogany on cherry



almic silver



3ML light maple




2KL walnut



black



4ML medium maple



3L walnut



cream



5ML cherry on maple



25C cherry on walnut



night shade green


l laminate




NB natural birch



25B ebony on walnut



CO coriander fiber



TY thyme fiber



SB satin brush medium bronze




CB cherry birch



25M mahogany



CU curacao fiber



WH wheat fiber



LH light hammer copper



2ML natural maple



4L dark mahogany



EW eggshell



CE celery fiber



CP copper maple leaves



3ML light maple



MB mocha



GS graphite spectrum




OR ore




CD copper dust




4ML medium maple



BA black ashwood



GV galvan




BG blackstar granite



BF black faux marble



5ML cherry on maple



BB bethany beige



NV negotiating in geneva



BR butterum granite



6LC light cherry on cherry



CF copper fusion



NV-G negotiating in geneva gloss



AS alumasteel



spl
designer palette



7MC medium cherry on cherry



CL chili




OS olive serenity



BN brushed natural



BS bronze stria



8DC dark cherry on cherry



CM cardamom fiber



RA rock of ages



QS quilted stainless



IO iridescent oxide slate



3L walnut



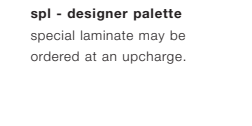
CN cinnamon



SU sugar fiber



GT graphite twirl



spl - designer palette
special laminate may be ordered at an upcharge.

Stand-off standard color is silver.
Contact your Inwood Office Environments representative for specific availability of optional finishes and lead times.

Birch veneers and laminates are available for application on Welcome stand-offs only.

Avonite is available as a stand-off material. Avonite materials are available for review at www.avonitesurfaces.com



welcome

inwood

**OFFICE
ENVIRONMENTS**

800 786 6121
812 482 6121 (voice)
812 482 9732 (facsimile)

1108 east fifteenth street
post office box 646
jasper indiana 47547-0646

www.inwood.net

Since 1948, Inwood has been a leading resource for the contract specifier. We are preserving the legacy of handcrafted quality, continual customer service and lasting value. Bringing smart engineering and real world design solutions to the workplace.