

R E F L E C T

PAOLI FURNITURE





I N S P I R A T I O N A L An atmosphere of reassurance is always welcome, bringing up fond, possibly forgotten, memories. Reinforcing the new with the familiar. Creating a new memory born of the present, and reinterpreted in a reflection of what has existed before. How else can an interior be completely new and immediately comfortable at the same time? Especially interiors conceived and executed in a style carried forward from colonial architecture in America. As this style in office furniture has matured, needs for cable access, technology support and modularity have emerged. To date, the responses have mostly been piecemeal accommodations. Reflect from Paoli introduces a distinctly different approach. All new. Versatile. Capable.

T H I S P A G E *Senior Management Office:* Single Pedestal Desk - Right with Bow Top, Executive Bridge Top and Modesty Panel, Rectangular Worksurface and Modesty Panel, and Modular Multi-File Pedestal. *Storage:* 108-inch Hanging Cabinet with Glass Doors and Organizer Wardrobe - Left. *Seating:* Maxim Traditional 1542-5 Executive Tilt Swivel in Black Leather and Sonora 1660-1 Side Chairs in Novo "Onyx" from card 22-200. *Finish:* Cordovan Cherry.

T I M E L E S S S T Y L E S I N O F F I C E S A N D W O R K S T A T I O N S









E X P A N D A B L E A series with more than one personality. More than one means of expression. Articulate from the president's office to front office. With Reflect, specifiers have the liberty to create function in any context with a successful outcome. One that equally serves as originally installed and when later rearranged.

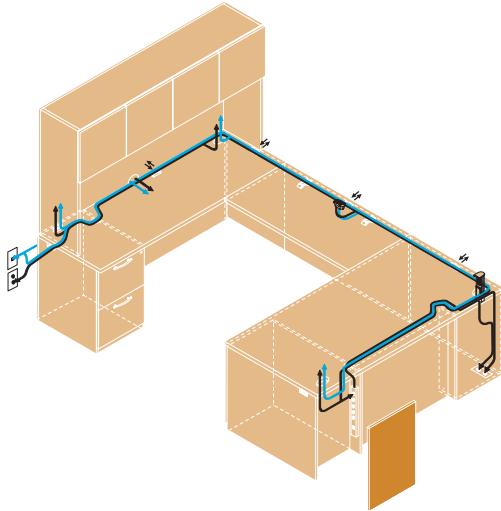
P R E V I O U S P A G E S T W O A N D T H R E E *Partner's Office:* Bow Top Executive Desk, Kneespace Credenza, and 48" diameter Executive Round Table. *Storage:* Upper Bookcases, with Personal Cabinet - Left and Single Wardrobe - Right. *Seating:* Maxim Traditional 1542-5 Executive Tilt Swivel in "Dark Blue" Leather and Adair 1301-1 Guest Chairs in A30258 from Card 22-301. *Finish:* Light Cherry.

C U R R E N T P A G E S F O U R A N D F I V E *Loan Officer's Station:* Single Pedestal CRT Desk Left with Bow Top, Executive Bridge Top and Modesty Panel, Single Pedestal Credenza - Right. *Seating:* Seven Five 5913-5 Management Swivel in "Black" Leather and Artisan 11121-1 Guest Chairs, in F75403 "Suede" from Card 21-750. *Finish:* Light Cherry.

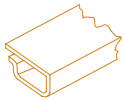
F O L L O W I N G P A G E S S I X A N D S E V E N *Associate's Office:* Single Pedestal Desk - Left, Rectangular Worksurface and Modesty Panel, and Technology Pedestal. *Storage:* Upper Bookcases and Hanging Cabinets. *Seating:* Seven Five 5822-5 Executive Tilt Swivel in "Black" Leather. *Finish:* Golden Cherry.

S E R V I N G B U S I N E S S E V O L U T I O N





ORGANIZED ROUTINGS Ingenious. A cable routing and power delivery system that operates invisibly yet affords complete access. Reflect has it. Means exist for cabling and power supply cords to enter freestanding furniture and configurations and extend to worksurface grommets and power accessories while remaining concealed from view. Access to the cable paths at nearly any point allows easy changes in the path or the cable. All this, and simplicity, too.



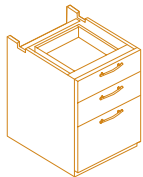
a.



b.

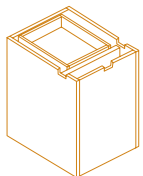
RIGID CABLEWAY (a) This Wire Trough provides a rigid pathway for cable routing while protecting its contents at the same time. The Trough installs where needed, and loads easily.

SPECIAL DELIVERY (b) The Cord Management Strap adheres where needed to manage the path of a single cable or a few specific cables. A flexible closure allows easy loading.



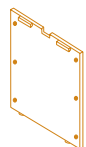
c.

INSIDE, OUTSIDE (c) Cord Management Grommets built into both sides of Reflect modular pedestal provide a clean entry point for cables and wires. A removable cap provides easy access.



d.

STORAGE NOTCHES (d) Pedestals in returns and credenzas feature a notched back panel. Through this notch can pass cables and cords for wall outlet connection.



e.

PANEL NOTCHES (e) Where needed, Reflect modesty panels and end panels incorporate cord management notches.



E S S E N T I A L R E F L E C T Timeless aesthetics. Features that meet contemporary needs. Capable of many solutions in private offices or open plan. Whether a freestanding arrangement, or an arrangement of modular components, Reflect meets the present need and easily adapts to future needs. Choices in finish and hardware color can make Reflect agreeable in environments where other Paoli desk series might already exist. For complete planning and model information, refer to the Paoli Furniture Casegoods price list.



D E T A I L S 1) Specify upper bookcases and wall-mount cabinets with wood doors, beveled glass insert doors, shown at left, or raised panel doors. 2, 3) Desk pedestal front panels offer a choice of Westminster-style molding or Parliament-style molding. 4) The CRT Desk's work area provides users with ample space to arrange monitors and keyboards as they prefer. 5) A space concealed behind removable pedestal fronts on desks provides ample room to route wires and locate technology gear. 6) Concealed storage of often used materials can be kept close by with Organizer Towers.

F I N I S H E S Paoli's multi-step catalyzed varnish process provides enduring and lustrous protection. This finish retains its resistance to stains and mars over a lifetime of use.

1) Mahogany on Cherry. 2) Medium Cherry. 3) Light Cherry. 4) Golden Cherry. 5) Cordovan Cherry. 6) Traditional Cherry.

P U L L S Nine drawer pull styles, in antique English brass finish (upper), matte black finish (center) and matte nickel finish (lower), embellish Reflect's classic theme. Specify the desired style and color when ordering Reflect. Available center drawers should be specified with the pull style desired.

A) 21, 31, 41. B) 22, 32, 42. C) 23, 33, 43.

E D G E S The Reflect edge on approach sides of double and single pedestal desks presents a complimentary ogee design. A traditional edge encircles the balance of the top, and aids in allowing modular units to sit end-to-end when installed.



2, 3

4

5

6



1

2

3

4

5

6



A) 21, 31, 41

B) 22, 32, 42

C) 23, 33, 43



1



2



3



4

1) Senior Management Office, with 8' 3" x 9' 6" footprint, in a "U"-shaped arrangement with a Single Pedestal Bow Top Desk, wall-mount cabinets with beveled glass insert doors and featuring an Organizer Wardrobe.

2) Partner's Office, with 9' x 9' 6" footprint, in a desk/credenza arrangement with an Executive Desk and work wall area with Kneespace Credenza.

3) Loan Officer's Station, with 6' x 9' footprint, featuring a Single Pedestal CRT Desk in a "U"-shaped arrangement.

4) Associate's Office, with 9' x 6' footprint, featuring an "L"-shaped arrangement with a Single Pedestal Desk, Technology Pedestal and upper bookcase/storage components.

PAOLI FURNITURE™

Reflect was conceived through a cooperative effort between the Paoli Research and Development staff and designers Fred Hulse and Dan Grabowski. Reflect is part of a complete offering of casegoods, modular furniture, desking products and desk, guest and lounge seating designed and manufactured by Paoli Furniture, a Paoli, Inc. company.