

PAOLI



About Ignite

Ignite, a collection of inspired furniture for private office environments.

A complete series in cherry and maple accented with beautifully detailed hardwood edges. Versatile dimensions. Desk, filing and storage components designed to suit businesses of all sizes.

From Paoli. Fine craftsmanship and excellent customer service.

PAOLI



IGNITE

E
T
I
N
G
I

PAOLI™

P.O. Box 30 Paoli, IN 47454 • Toll Free 800.457.7415 FAX 812.865.1516 • www.paoli.com © 2009 Paoli Inc.




COVER:
Ignite L-unit with P-top shown in Light Cherry with Reveal edge and Wing pulls in Matte Chrome.

R5 High Back Chair in Brisa "White" upholstery.

ABOVE:
Ignite Desk and Credenza shown in Mahogany on Cherry with Reveal edge and Wing pulls in Matte Chrome.

Slingshot Executive Tilt Swivel Chair in Davenport "Black" leather and "Black" mesh.



STRONG, STURDY, SUBSTANTIAL



Drawer interiors have vinyl wrapped, miter-folded box construction.



Upgrade to wood drawers. Paoli's legacy of craftsmanship and durability are evident in the dovetailed joinery and the sanded-smooth satin finish.



Center drawers are available in three widths.



Paoli's exclusive TechAge finish enhances the natural beauty of wood and gives lasting protection.



Furniture-mounted task lights are standard on upper storage units at no additional cost.



Full-extension metal ball-bearing suspensions are featured on all Ignite center, box and file drawers - offering accessibility, strength and ease of use.

AXIS PULL AS



matte black MB

WING PULL WG



RADIUS PULL RS



matte chrome MC



reveal edge RV



softened edge SF





Ignite Uunit shown in Espresso with Reveal edge and Radius pulls in Matte Chrome.

R5 High Back Chair in Showcase "Bonton" leather and Modrian Guest Chairs in Morphe "Sunrise" upholstery.



Versatile desking solutions. Ignite worksurface selections attractively facilitate a range of business work styles and office uses for effective flow and productivity.



Cabinet Tops for Upper and Hanging Bookcases coordinate with desk edges for a finished look.

H A R M O N I Z I N G



Component choices empower filing ease and organized storage for aesthetic and operational coherence. It's about maximizing resources and space for optimal efficiency that looks and feels seamless, effortless.



Ignite L-unit shown in Golden Cherry with Softened edge and Axis pulls in Matte Chrome.

R5 Mid Back Chair in Blossom "Fleece" upholstery.

COLLABORATING



Keyboard trays come in a variety of shapes and sizes, including articulating arms and matching wood trays.






Ignite U-unit shown in Natural Maple with Reveal edge and Wing pulls in Matte Black.

Omage Mesh High Back Chair in Thicket "Parsley" upholstery and Artisan Guest Chairs in Circa "Leap" upholstery.

Ignite desks, credenzas and returns are offered in a full-range of sizes to meet smaller private office specifications. Wardrobes. Bookcases. Cabinets. Ignite brings it all together to address today's reduced footprint requirements and to simplify your selection.



Executive Desks
 • Widths of 60", 66" and 72"
 • Full pedestal shown, ¾ pedestal available
 • Locking pedestals, available center drawer




Bookcase Credenzas
 • Widths of 60", 66" and 72"
 • Full pedestal shown, ¾ pedestal available
 • Locking pedestals, adjustable shelf behind doors



Kneespace Credenzas
 • Widths of 60", 66" and 72"
 • Full pedestal shown, ¾ pedestal available
 • Locking pedestals, available center drawer



Single Wardrobe
 • 18" wide, 72" or 84" high
 • Four adjustable shelves and coat bar
 • Single Personal Cabinet also available



Wardrobe
 • 36" wide, 72" or 84" high
 • Four adjustable shelves (right) and coat bar/shelf (left)
 • Video Cabinet and Storage Cabinet also available



Upper Bookcases
 • Widths of 60", 66" and 72"
 • 42" high, stands 72" overall on furniture
 • One shelf
 • Glass doors, Aluma doors or wood doors



Tall Upper Bookcase
 • Widths of 60", 66" and 72"
 • 54" high, stands 84" overall on furniture
 • One adjustable shelf per compartment
 • Glass doors, Aluma doors or wood doors



Tall Upper Bookcase interiors provide ample binder storage and cable access.



Tall Hanging Cabinets offer spacious accommodations at 16" deep and 29" high.



Hanging Cabinets
 • Widths of 60", 66" and 72"
 • 17" high, usually 72" overall wall-mounted
 • One shelf
 • Glass doors, Aluma doors or wood doors



Tall Hanging Cabinets
 • Widths of 60", 66" and 72"
 • 29" high, usually 84" overall wall-mounted
 • One adjustable shelf per compartment
 • Glass doors, Aluma doors or wood doors



72" Executive Desk, 72" Credenza and 72" Upper Bookcase



72" Single Pedestal Desk and 48" Return



72" Single Pedestal Desk, 48" Executive Bridge and 72" Single Pedestal Credenza



72" Conference Extension and 48" Return

All shown in Light Cherry.